

MAZDA CX-5

ZOOM-ZOOM



CONTENTS

03 – Introduction	10 – GLX
04 – Interior Space	11 – GSX
05 – Trims and Craftsmanship	12 – Limited
06 – Connectivity	13 – SP25T
07 – Performance	14 – Takami
08 – Safety	14 – Specifications
09 – Colours	26 – Mazdacare
	27 – Contact





A CUT ABOVE

Mazda CX-5 has elevated the SUV to a whole new level. Stunning design both inside and out, impressive performance, excellent efficiency and the latest i-Activsense advanced safety technologies all come together to deliver an SUV that truly is a cut above.



AN EXQUISITE LEVEL OF DETAIL

Once inside Mazda CX-5, you immediately find yourself surrounded by a standard of quality that leaves the competition well behind. The Japanese philosophy of 'Jinba Ittai', or 'horse and rider as one', means every element has been crafted to feel like an extension of you, from the luxurious seats to the thoughtfully designed control panel that puts everything within arm's length.



QUALITY THAT GOES BEYOND THE NORM

Mazda CX-5 comes packed full of quality touches to improve the comfort and enjoyment of driver and passengers alike. An extensive range of interior finishes are available to ensure you're surrounded in luxury.



Black Cloth (GLX)



Black Deluxe Leatherette /
Suede (GSX)



Black Leather (Limited)#



Pure White Leather
(Limited)#



Black Deluxe Leatherette /
Suede with Red Stitching
(SP25T)



Aged Merlot Nappa Leather
(Takami)#

Leather interior includes some Maztex material on selected high-impact surfaces.



YOUR WORLD AT YOUR FINGERTIPS

A vibrant 8-inch MZD Connect screen, with Apple CarPlay™ (wireless) and Android Auto™ functionality, keeps you connected to your smartphone. While the exceptional 10-speaker Bose® sound system integrated seamlessly throughout the interior, delivers your music, radio and podcasts in crystal clear, hi-fidelity sound.*



*Available on Limited, SP25T and Takami grades.



PERFORMANCE THAT RAISES THE BAR






Mazda CX-5 delivers the feeling of pure Zoom-Zoom with efficiency that Mazda's Skyactiv Technology is famous for.

With four engine options, including a 2.5L turbocharged petrol engine on the SP25T and Takami models, you'll discover improved responsiveness and acceleration that doesn't sacrifice fuel economy. While the addition of an off-road mode switch on AWD variants unlocks even more possibilities to explore.

A HIGHER STANDARD OF SAFETY

Delivering comfort and exhilaration is what drives us, but that never comes at the expense of ensuring every drive in Mazda CX-5 is a safe one. Every grade comes equipped with SRS airbags and technology such as a reversing camera, Tyre Pressure Monitoring System (TPMS), Traction Control System (TCS), Emergency Brake Assist (EBA) and Electronic Brake-force Distribution (EBD) as standard.





Snowflake White
Pearl Mica

Sonic Silver
Metallic





Machine Grey
Metallic[^]

Titanium
Flash Mica

Polymetal Grey
Metallic

CHOOSE YOUR COLOUR

Take your pick from the range of colours – all beautifully matched to the bold exterior lines of Mazda CX-5.



Soul Red Crystal
Metallic[^]

Eternal Blue
Mica

Deep Crystal Blue
Mica

Jet Black
Mica

[^] Surcharge applies



MAZDA CX-5 GLX FEATURES – STANDARD ACROSS EVERY GRADE

- » 17-inch grey-metallic alloy wheels with 225/65 tyres
- » Headlamps (LED)
- » Headlamps auto on/off function
- » Power mirrors (body coloured, electric folding)
- » Wipers (front): 2-speed with rain-sensing function
- » Air-conditioning
- » Electric parking brake with auto-hold
- » 8-inch full-colour touchscreen display (MZD Connect)
- » Audio system with: 6 speakers, AM/FM tuner, 2 x USB inputs (iPod® compatible), AUX 3.5mm jack
- » Bluetooth® hands-free phone and audio capability§
- » Apple CarPlay™ (wireless, USB) and Android Auto™ (USB) connectivity§
- » Multi-function commander control
- » Internet radio integration (Stitcher™ and Aha™)
- » Voice activation and control
- » Steering wheel-mounted audio/cruise/phone controls
- » Tilt and telescopic adjustable steering wheel
- » Overhead sunglass storage box
- » Keyless entry and keyless push-button ignition
- » Leather-wrapped: gear shift knob and steering wheel
- » Seat trim: Black cloth
- » Front seats with: height adjustment and seat back pockets
- » Rear seats: 40/20/40 split-fold with reclining function
- » Reversing camera
- » Secondary Collision Reduction (SCR)
- » Adjustable Speed Limiter (ASL)
- » Automatic Door Lock (ADL)
- » Tyre Pressure Monitoring System (TPMS)
- » i-Activsense active safety†:
 - Advanced Smart City Brake Support – Forward (ASCBS-F) with night-time pedestrian detection
 - Blind Spot Monitoring (BSM)
 - Rear Cross Traffic Alert (RCTA)
 - Mazda Radar Cruise Control (MRCC) with Stop & Go function
 - Smart Brake Support (SBS)
 - Forward Obstruction Warning (FOW)
 - High Beam Control (HBC)
 - Lane Departure Warning (LDW)
 - Lane-Keep Assist System (LAS)

OPTION:

- » Satellite navigation (with 3 years free map updates)

POWERTRAIN

- » 2.0 litre in-line 4 cylinder 16 valve DOHC S-VT petrol (Skyactiv-G) engine with i-stop
- » Drivetrain: FWD
- » Fuel consumption (combined): 6.9L/100km*
- » Maximum power: 115kW @ 6,000rpm
- » Maximum torque: 200Nm @ 4,000rpm
- » Transmission: 6-speed automatic (Skyactiv-Drive)
- » G-Vectoring Control Plus (GVC Plus)

§ Please check the compatibility of your device (particularly your mobile phone) with your Mazda Dealer as not all devices support connectivity or use all available items.

† Driver assist technology only and should not be used in place of skilled and safe driving practices. It is the driver's sole responsibility to monitor vehicle surroundings and conditions and comply with all applicable laws at all times.

* Fuel consumption figures are based on ADR 81/02 test results. They are useful in comparing the fuel consumption of different vehicles. They may not be the fuel consumption achieved in practice. This will depend on traffic and road conditions and how the vehicle is driven.



MAZDA CX-5 GSX – ADDITIONAL TO GLX

- » Daytime running lights (LED)
- » Front fog lamps (LED)
- » Tail-lamps (LED)
- » Power mirrors (body coloured, auto-folding with heating function)
- » Privacy glass
- » Steering wheel paddle shift controls
- » Air-conditioning (dual-zone climate control, with rear vents)
- » Auto-dimming rear view mirror
- » Active Driving Display (ADD) – windscreen projected
- » Advanced (proximity) keyless entry and ignition
- » Satellite navigation (with 3 years free map updates)
- » Seat trim: Black deluxe leatherette/suede
- » Rear seats: remote release, centre armrest storage, 2 x USB inputs
- » Vanity mirrors (front) with illumination
- » Parking sensors (front and rear)
- » i-Activsense active safety†:
 - Adaptive Front-Lighting System (AFS)
 - Traffic Sign Recognition (TSR)
 - Smart City Brake Support - Reverse (SCBS-R)
 - Driver Attention Alert (DAA)

POWERTRAIN

- | | | |
|---|----|--|
| <ul style="list-style-type: none"> » 2.0 litre in-line 4 cylinder 16 valve DOHC S-VT petrol (Skyactiv-G) engine with i-stop » Drivetrain: FWD » Fuel consumption (combined): 6.9L/100km* » Maximum power: 115kW @ 6,000rpm » Maximum torque: 200Nm @ 4,000rpm » Transmission: 6-speed automatic (Skyactiv-Drive) » G-Vectoring Control Plus (GVC Plus) | Or | <ul style="list-style-type: none"> » 2.5 litre in-line 4 cylinder 16 valve DOHC S-VT petrol (Skyactiv-G) engine with i-stop » Drivetrain: i-Activ AWD with Off-Road Traction Assist » Fuel consumption (combined): 7.4L/100km* » Maximum power: 140kW @ 6,000rpm » Maximum torque: 252Nm @ 4,000rpm » Transmission: 6-speed automatic (Skyactiv-Drive) » G-Vectoring Control Plus (GVC Plus) » Cylinder Deactivation |
| | Or | <ul style="list-style-type: none"> » 2.2 litre in-line 4 cylinder 16 valve DOHC intercooled twin-turbo diesel (Skyactiv-D) engine with i-stop » Drivetrain: i-Activ AWD with Off-Road Traction Assist » Fuel consumption (combined): 5.7L/100km* » Maximum power: 140kW @ 4,500rpm » Maximum torque: 450Nm @ 2,000rpm » Transmission: 6-speed automatic (Skyactiv-Drive) » G-Vectoring Control Plus (GVC Plus) |




ACTIVE DRIVING DISPLAY

Key information is projected in full-colour onto your windscreen directly in your line of sight.



8-INCH COLOUR TOUCHSCREEN

Satellite Navigation is clear and simple, with spoken street names and advanced lane guidance.



KEY FREE

Even when you have your hands full, smart keyless entry means you can still get into your pride and joy.

† Driver assist technology only and should not be used in place of skilled and safe driving practices. It is the driver's sole responsibility to monitor vehicle surroundings and conditions and comply with all applicable laws at all times.

* Fuel consumption figures are based on ADR 81/02 test results. They are useful in comparing the fuel consumption of different vehicles. They may not be the fuel consumption achieved in practice. This will depend on traffic and road conditions and how the vehicle is driven.



MAZDA CX-5 LIMITED – ADDITIONAL TO GSX

- » 19-inch machined alloy wheels with 225/55 tyres
- » Power-sliding and tilt-glass sunroof
- » Remote-operated power tailgate (open/close)
- » Premium Bose® 249-watt amplifier and 10 speakers (including subwoofer)
- » Front seats with: 2-position memory function (driver), 10-way power adjustment (driver), 6-way power adjustment (passenger) and heating function
- » Seat trim: Black leather or Pure White leather#
- » Interior lighting (LED)
- » i-Activsense active safety†:
 - Adaptive LED Headlamps (ALH)

POWERTRAIN

- » 2.5 litre in-line 4 cylinder 16 valve DOHC S-VT petrol (Skyactiv-G) engine with i-stop
- » Drivetrain: i-Activ AWD with Off-Road Traction Assist
- » Fuel consumption (combined): 7.4L/100km*
- » Maximum power: 140kW @ 6,000rpm
- » Maximum torque: 252Nm @ 4,000rpm
- » Transmission: 6-speed automatic (Skyactiv-Drive)
- » G-Vectoring Control Plus (GVC Plus)
- » Cylinder Deactivation



Optional Pure White leather shown*



RAISING THE STANDARD

The power tailgate offers you plenty of convenience, while saving you time when loading and unloading the boot.



REACH FOR THE SKY

When the weather's nice, slide the glass sunroof back and fill your cabin with fresh light and air.



IMPRESSIVE SOUND

The 10-speaker Bose® audio system has been carefully placed around the cabin to ensure you enjoy studio quality audio.

Leather interior includes some Maztex material on selected high-impact surfaces.

† Driver assist technology only and should not be used in place of skilled and safe driving practices. It is the driver's sole responsibility to monitor vehicle surroundings and conditions and comply with all applicable laws at all times.

* Fuel consumption figures are based on ADR 81/02 test results. They are useful in comparing the fuel consumption of different vehicles. They may not be the fuel consumption achieved in practice. This will depend on traffic and road conditions and how the vehicle is driven.



MAZDA CX-5 SP25T – ADDITIONAL TO GSX

- » 19-inch black metallic alloy wheels with 225/55 tyres
- » Side mirror caps in piano black
- » Power-sliding and tilt-glass sunroof
- » Remote-operated power tailgate (open/close)
- » Premium Bose® 249-watt amplifier and 10 speakers (including subwoofer)
- » Front seats with: 2-position memory function (driver), 10-way power adjustment (driver), 6-way power adjustment (passenger) and heating function
- » Seat trim: Black Deluxe Leatherette / Suede with Red Stitching
- » Interior lighting (LED)
- » i-Activsense active safety†:
 - Adaptive LED Headlamps (ALH)

POWERTRAIN

- » 2.5 litre turbo in-line 4 cylinder 16 valve DOHC S-VT petrol (Skyactiv-G 2.5T) engine with i-stop
- » Drivetrain: i-Activ AWD with Off-Road Traction Assist
- » Fuel consumption (combined): 8.2L/100km*
- » Maximum power: 170 kW @ 5,000rpm
- » Maximum torque: 420Nm @ 2,000rpm
- » Transmission: 6-speed automatic (Skyactiv-Drive)
- » G-Vectoring Control Plus (GVC Plus)



BLACK 19-INCH ALLOY WHEELS
Striking looks that stand out in any situation, these wheels offer an individual touch.



BLACK DELUXE LEATHERETTE / SUEDE
Comfort, support and unique sports styling featuring contrast red stitching.



BLACK SIDE MIRROR CAPS
Bold accents that cap off your CX-5 in sophisticated style.

*Fuel consumption figures are based on ADR 81/02 test results. They are useful in comparing the fuel consumption of different vehicles. They may not be the fuel consumption achieved in practice. This will depend on traffic and road conditions and how the vehicle is driven.

† Driver assist technology only and should not be used in place of skilled and safe driving practices. It is the driver's sole responsibility to monitor vehicle surroundings and conditions and comply with all applicable laws at all times.



MAZDA CX-5 TAKAMI – ADDITIONAL TO LIMITED

- » Unique 19-inch high-gloss alloy wheels with 225/55 tyres
- » Seat trim: Aged Merlot Nappa leather[#]
- » Front seats with: ventilation function
- » Rear seats with: heating function (2nd row outer)
- » Heated steering wheel
- » 7-inch TFT LCD multi-information meter display
- » Ambient lighting (LED)
- » Black cabin headliner
- » Frameless rear-view mirror with auto-dimming function
- » Genuine wood door and dashboard trim inserts
- » Unique overhead console
- » 360° View Monitor[†]

POWERTRAIN

- » 2.5 litre turbo in-line 4 cylinder 16 valve DOHC S-VT petrol (Skyactiv-G 2.5T) engine with i-stop
- » Drivetrain: i-Activ AWD with Off -Road Traction Assist
- » Fuel consumption (combined): 8.2L/100km*
- » Maximum power: 170 kW @ 5,000rpm
- » Maximum torque: 420Nm @ 2,000rpm
- » Transmission: 6-speed automatic (Skyactiv-Drive)
- » G-Vectoring Control Plus (GVC Plus)



STAY INFORMED

The 7-inch TFT LCD multi-information meter display is designed to minimise the amount of eye movement required to access key information. The centre meter changes to display the most relevant information in that moment.



SEE MORE

Four separate cameras deliver you a complete 360° view around Mazda CX-5, helping you detect objects nearby, minimise blind spots and avoid potential danger.



LIGHT THE WAY

Adaptive LED Headlamps (ALH) automatically control LED light patterns for optimal road illumination.

[#] Leather interior includes some Maztex material on selected high-impact surfaces.

[†] Driver assist technology only and should not be used in place of skilled and safe driving practices. It is the driver's sole responsibility to monitor vehicle surroundings and conditions and comply with all applicable laws at all times.

* Fuel consumption figures are based on ADR 81/02 test results. They are useful in comparing the fuel consumption of different vehicles. They may not be the fuel consumption achieved in practice. This will depend on traffic and road conditions and how the vehicle is driven.

SPECIFICATIONS

Powertrain		2.0L I4 Petrol FWD	2.5L I4 Petrol AWD	2.2L I4 Diesel AWD	2.5L Turbo I4 Petrol AWD
Bore and stroke (mm)		83.5 x 91.2	89.0 x 100.0	86.0 x 94.3	89.0 x 100.0
Compression ratio		13.0 : 1	13.0 : 1	14.4 : 1	10.5 : 1
Drivetrain		FWD	i-Activ AWD	i-Activ AWD	i-Activ AWD
Emissions standard		Euro Stage V	Euro Stage V	Euro Stage V	Euro Stage V
Engine capacity (CC)		1,998	2,488	2,191	2,488
Engine type		2.0 litre in-line 4 cylinder 16 valve DOHC S-VT petrol (SKYACTIV-G) engine	2.5 litre in-line 4 cylinder 16 valve DOHC S-VT petrol (SKYACTIV-G) engine with cylinder deactivation	2.2 litre in-line 4 cylinder 16 valve DOHC intercooled twin-turbo diesel (SKYACTIV-D) engine	2.5 litre turbo in-line 4 cylinder 16 valve DOHC S-VT petrol (SKYACTIV-G 2.5T) engine
Fuel consumption (l/100km)*:	Auto (combined)	6.9	7.4	5.7	8.2
	Auto (extra urban)	6.2	6.3	5.2	6.9
	Auto (urban)	8.1	9.2	6.5	10.3
CO2 Emissions (g/km)*		161	172	148	191
Fuel System		Electronic direct injection	Electronic direct injection	Common rail, electronic direct injection	Electronic direct injection
Fuel tank capacity (litres)		56	58	58	58
Gear ratio - Auto:	1st	3.552	3.552	3.487	3.487
	2nd	2.022	2.022	1.992	1.992
	3rd	1.452	1.452	1.449	1.449
	4th	1.000	1.000	1.000	1.000
	5th	0.708	0.708	0.707	0.707
	6th	0.599	0.599	0.600	0.600
	Reverse	3.893	3.893	3.990	3.990
	Final drive	4.624	4.624	4.090	4.411
Maximum power (kW @ rpm)		115 @ 6,000	140 @ 6,000	140 @ 4,500	170 @ 5,000
Maximum torque (Nm @ rpm)		200 @ 4,000	252 @ 4,000	450 @ 2,000	420 @ 2,000
Recommended fuel		Unleaded (91RON or higher or E10)	Unleaded (91RON or higher or E10)	Diesel	Unleaded (91RON or higher or E10)
Throttle control	Electronic (drive-by-wire).....			
Transmission:	Automatic.....6-speed Skyactiv-Drive.....			

SPECIFICATIONS

Model Availability		GLX	GSX	Limited	SP25T	Takami
5-seat SUV:	2.0L I4 Petrol FWD / 6-speed automatic	●	●	–	–	–
	2.5L I4 Petrol AWD / 6-speed automatic	–	●	●	–	–
	2.2L I4 Diesel AWD / 6-speed automatic	–	●	–	–	–
	2.5L I4 Turbo Petrol AWD / 6-speed automatic	–	–	–	●	●

Chassis and Powertrain Technologies	GLX	GSX	Limited	SP25T	Takami
Automatic transmission drive selection (petrol only)	●	●	●	●	●
Automatic transmission drive selection kickdown switch	●	●	●	●	●
Cylinder Deactivation (CDA)	–	●*P	●	–	–
Drive Selection - sport mode (petrol only)	●	●	●	●	●
Dynamic Pressure Turbo (DPT)	–	–	–	●	●
Electric Parking Brake with Auto - Hold	●	●	●	●	●
Electric Power Assist Steering	●	●	●	●	●
Hill Launch Assist (HLA)	●	●	●	●	●
i-Activ AWD	–	◐	●	●	●
i-stop	●	●	●	●	●
Off-Road Traction Assist	–	◐	●	●	●
Skyactiv-Body	●	●	●	●	●
Skyactiv-Chassis	●	●	●	●	●
Skyactiv-Vehicle Dynamics G-Vectoring Control Plus (GVC Plus)	●	●	●	●	●
Variable Geometry Turbo Charger (VGT)	–	●*D	–	–	–

● = Standard, ●*P = 2.5L I4 AWD only, ●*D = 2.2L I4 Diesel AWD only, ◐ = 2.5L Petrol and 2.2L Diesel only, – = Not available.

SPECIFICATIONS

Chassis		GLX	GSX	Limited	SP25T	Takami
Brake diameter (mm):	Front (petrol)	297	297	297	320	320
	Front (diesel)	-	320	-	-	-
	Rear303.....				
Brake type:	FrontVented disc.....				
	RearSolid disc.....				
Suspension:	FrontMacPherson strut.....				
	RearMulti-link.....				
Turning circle kerb to kerb (m)	11.0.....				
Tyre size		225/65 R17	225/65 R17	225/55 R19	225/55 R19	225/55 R19
Tyre index		102H	102H	99V	99V	99V
Wheel size		17 x 7.0J	17 x 7.0J	19 x 7.0J	19 x 7.0J	19 x 7.0J
Wheel type	Alloy.....				
Tyre size (spare)	185/80 R17.....				
Wheel size (spare)	17 x 5.5T.....				
Wheel type (spare)	Temporary (Steel).....				

Dimensions		GLX	GSX	Limited	SP25T	Takami
Ground Clearance laden (mm)		185	185	193	193	193
Ground Clearance unladen (mm)		193	193	200	200	200
Overall length (mm)	4,550.....				
Overall width (mm)	1,840.....				
Overall height (mm)		1,675	1,675	1,680	1,680	1,680
Track (mm):	Front1,595.....				
	Rear1,595.....				
Wheelbase (mm)	2,700.....				

SPECIFICATIONS

Weights and Capacities

		GLX	GSX	Limited	SP25T	Takami
Cargo room volume VDA (Litres)	Rear seats up and to tonneau cover455.....				
Cargo room volume VDA (Litres)	Rear seats folded down and up to roof1,355.....				
Kerb weight [→] (kg):	2.0L I4 Petrol FWD / 6-speed automatic	1,558	1,558	-	-	-
	2.5L I4 Petrol AWD / 6-speed automatic	-	1,641	1,681	-	-
	2.2L I4 Diesel AWD / 6-speed automatic	-	1,714	-	-	-
	2.5L I4 Turbo Petrol FWD / 6-speed automatic	-	-	-	1,718	1,718
Towing capacity (kg):*	Braked (petrol)	1,800	1,800	1,800	-	-
	Braked (diesel)	-	2,000	-	-	-
	Braked (turbo petrol)	-	-	-	2,000	2,000
	Unbraked750.....				
	Tow ball download maximum (kg)80.....				

[→] Kerb weight is the maximum unladen weight of the vehicle, including all fluids and 90% fuel filled. Based on core powertrain/drivetrain combination.

* When fitted with a Mazda Genuine Towing kit.

SPECIFICATIONS

Exterior	GLX	GSX	Limited	SP25T	Takami
Daytime running lights (LED)	–	●	●	●	●
Door handles (body coloured)	●	●	●	●	●
Exhaust extension (chrome)	●	●	●	●	●
Front and rear bumpers (body coloured)	●	●	●	●	●
Front fog lamps (LED)	–	●	●	●	●
Glass: green-tinted (all windows)	●	–	–	–	–
Glass: privacy-tinted (rear side and back window)	–	●	●	●	●
Headlamps (LED)	●	●	●	●	●
Headlamps with auto on/off function	●	●	●	●	●
Power mirrors (body coloured)	●	●	●	●	●
Power mirrors (electric-folding, automatic)	–	●	●	●	●
Power mirrors (electric-folding, manual)	●	–	–	–	–
Power mirrors (heated)	–	●	●	●	●
Power-sliding and tilt-glass sunroof	–	–	●	●	●
Power windows	●	●	●	●	●
Rear spoiler	●	●	●	●	●
Remote-operated power tailgate (open/close)	–	–	●	●	●
Tail lamps (LED)	–	●	●	●	●
Window demister (rear)	●	●	●	●	●
Wipers (front) 2-speed with rain-sensing function	●	●	●	●	●
Wiper (rear) with intermittent function	●	●	●	●	●

● = Standard, – = Not available.

SPECIFICATIONS

Interior		GLX	GSX	Limited	SP25T	Takami
7-inch TFT LCD multi-information meter display		—	—	—	—	●
Air-conditioning		●	—	—	—	—
Air-conditioning (dual-zone climate control) with rear vents		—	●	●	●	●
Ambient temperature display		●	●	●	●	●
Cabin headliner (black)		—	—	—	—	●
Cargo area 12-volt power outlet		●	●	●	●	●
Cargo area tonneau cover with "Karakuri" up and down function		●	●	●	●	●
Centre armrest console		●	●	●	●	●
Critical function warning lights/chimes		●	●	●	●	●
Cupholders		●	●	●	●	●
Door bottle holders (front and rear)		●	●	●	●	●
Genuine wood decoration panels		—	—	—	—	●
Glove box		●	●	●	●	●
Heated steering wheel function		—	—	—	—	●
Instrument panel light dimmer		●	●	●	●	●
Interior illumination:	Cargo room lamp (incandescent)	●	●	—	—	—
	Cargo room lamp (LED)	—	—	●	●	●
	Entry system with delayed fade	●	●	●	●	●
	Map reading spot lamps (incandescent)	●	●	—	—	—
	Map reading spot lamps (LED)	—	—	●	●	●
	Power window switches	●	●	●	●	●
	Ambient lighting (LED)	—	—	—	—	●

● = Standard, — = Not available.

SPECIFICATIONS

Interior (continued)	GLX	GSX	Limited	SP25T	Takami
Interior release for fuel filler door	●	●	●	●	●
Leather-wrapped:		Gear shift knob	●	●	●
		Steering wheel	●	●	●
One touch (up and down) power windows	●	●	●	●	●
Overhead sunglass storage box	●	●	●	●	●
Paddle shift gear control	—	●	●	●	●
Rear-view mirror with auto dimming function	—	●	●	●	—
Rear-view mirror (frameless) with auto dimming function	—	—	—	—	●
Tachometer and electronic odometer/tripmeter	●	●	●	●	●
Tilt and telescopic adjustable steering wheel	●	●	●	●	●
Trip computer	●	●	●	●	●
Vanity mirrors (front)	●	—	—	—	—
Vanity mirrors (front) with illumination	—	●	●	●	●

● = Standard, — = Not available.

SPECIFICATIONS

Seats		GLX	GSX	Limited	SP25T	Takami
Front seats with:	2-position memory function (driver)	—	—	●	●	●
	6-way power adjustment (passenger)	—	—	●	●	●
	10-way power adjustment (driver)	—	—	●	●	●
	Adjustable head restraints	●	●	●	●	●
	Heating function	—	—	●	●	●
	Height adjustment	●	●	●	●	●
	Lumbar support adjustment (driver)	—	—	●	●	●
	Rake and slide adjustment	●	●	●	●	●
	Seat-back pockets	●	●	●	●	●
	Ventilation function	—	—	—	—	●
Rear seats with:	40/20/40 split-fold backrest	●	●	●	●	●
	Adjustable head restraints	●	●	●	●	●
	Centre fold down armrest with USB inputs and storage	—	●	●	●	●
	Heating function (outer)	—	—	—	—	●
	Reclining function	●	●	●	●	●
Seat trim:	Black cloth	●	—	—	—	—
	Black deluxe leatherette/suede	—	●	—	—	—
	Black leather [#]	—	—	●	—	—
	Pure White leather [#]	—	—	○	—	—
	Black deluxe leatherette/suede with red stitching	—	—	—	●	—
	Aged Merlot Nappa leather [#]	—	—	—	—	●

● = Standard, ○ = Optional, — = Not available.

[#] Leather interior includes some Maztex material on selected high impact surfaces.

SPECIFICATIONS

Infotainment	GLX	GSX	Limited	SP25T	Takami
8-inch full colour touchscreen display (MZD Connect)	●	●	●	●	●
AM/FM tuner	●	●	●	●	●
Apple CarPlay™ (wireless, USB) and Android Auto™ (USB) connectivity§	●	●	●	●	●
Auxiliary-audio input jack (3.5mm mini-stereo)	●	●	●	●	●
Bluetooth® hands-free phone and audio capability§	●	●	●	●	●
Internet radio integration (Stitcher™ and Aha™)	●	●	●	●	●
Multi-function commander control	●	●	●	●	●
Premium Bose® 249 amplifier and speakers	—	—	●	●	●
Radio Data System (RDS) programme information	●	●	●	●	●
Satellite navigation	○	●	●	●	●
Speakers (6)	●	●	—	—	—
Speakers (10)	—	—	●	●	●
Steering wheel-mounted audio controls	●	●	●	●	●
USB-audio input port (iPod® compatible)	●	●	●	●	●
Voice activation and control	●	●	●	●	●

● = Standard, ○ = Optional, — = Not available.

§ Please check the compatibility of your device (particularly your mobile phone) with your Mazda Dealer as not all devices support connectivity or use all available items. Visit www.mazdahandsfree.co.nz or consult your Mazda Dealer for further information.

SPECIFICATIONS

Safety and Security		GLX	GSX	Limited	SP25T	Takami
360° View Monitor†		—	—	—	—	●
Active Driving Display (ADD)† - windscreen projected		—	●	●	●	●
Advanced Smart City Brake Support - Forward (ASCBS-F)† with night-time pedestrian detection		●	●	●	●	●
Adaptive Front-lighting System (AFS)†		—	●	—	—	—
High Beam Control (HBC)†		●	●	—	—	—
Adaptive LED Headlamps (ALH)†		—	—	●	●	●
Adjustable Speed Limiter (ASL)		●	●	●	●	●
Airbags SRS:	Front (driver and passenger)	●	●	●	●	●
	Side (front)	●	●	●	●	●
	Curtain (front and rear)	●	●	●	●	●
Anti-lock Braking System (ABS)†		●	●	●	●	●
Automatic Door Lock (ADL)		●	●	●	●	●
Blind Spot Monitoring (BSM)†		●	●	●	●	●
Brake Override System (BOS)		●	●	●	●	●
Childproof rear door locks		●	●	●	●	●
Driver Attention Alert (DAA)†		—	●	●	●	●
Dynamic Stability Control (DSC)†		●	●	●	●	●
Electronic Brake-force Distribution (EBD)†		●	●	●	●	●
Emergency Brake Assist (EBA)†		●	●	●	●	●
Emergency Stop Signal (ESS)†		●	●	●	●	●
Engine immobiliser		●	●	●	●	●
Forward Obstruction Warning (FOW)†		●	●	●	●	●
High mount stop lamp		●	●	●	●	●
Hill Launch Assist (HLA)†		●	●	●	●	●

● = Standard, — = Not available.

† Driver assist technology only and should not be used in place of skilled and safe driving practices. It is the driver's sole responsibility to monitor vehicle surroundings and conditions and comply with all applicable laws at all times.

SPECIFICATIONS

Safety and Security (continued)

	GLX	GSX	Limited	SP25T	Takami
Intrusion-minimising brake pedal	●	●	●	●	●
ISOFIX child restraint anchor points and top tethers	●	●	●	●	●
Keyless entry	●	—	—	—	—
Keyless entry (advanced proximity)	—	●	●	●	●
Keyless push-button engine start	●	●	●	●	●
Lane Departure Warning (LDW) [†]	●	●	●	●	●
Lane-keep Assist System (LAS) [†]	●	●	●	●	●
Left-hand-side convex (wide angle) exterior mirror	●	●	●	●	●
Mazda Radar Cruise Control (MRCC) with Stop & Go function [†]	●	●	●	●	●
Parking sensors (front and rear) [†]	—	●	●	●	●
Rear Cross Traffic Alert (RCTA) [†]	●	●	●	●	●
Remote central locking (2 transmitters)	●	●	●	●	●
Reversing camera [†]	●	●	●	●	●
Seat-belt warning (front and rear)	●	●	●	●	●
Seat-belts 3-point lap-sash (all seats)	●	●	●	●	●
Seat-belts (front) with pretensioners, load-limiters and height adjustable shoulder anchorages	●	●	●	●	●
Side impact door beams	●	●	●	●	●
Smart Brake Support (SBS) [†]	●	●	●	●	●
Smart City Brake Support - Reverse (SCBS-R) [†]	—	●	●	●	●
Traction Control System (TCS) [†]	●	●	●	●	●
Traffic Sign Recognition (TSR) [†]	—	●	●	●	●
'Triple H' safety construction with front and rear crumple zones	●	●	●	●	●
Whiplash-minimising front seats	●	●	●	●	●

● = Standard, — = Not available.

[†] Driver assist technology only and should not be used in place of skilled and safe driving practices. It is the driver's sole responsibility to monitor vehicle surroundings and conditions and comply with all applicable laws at all times.

MAZDACARE

Mazdacare* is a comprehensive programme designed to make owning your new CX-5 as worry-free as possible.

3 YEAR/100,000 KILOMETRE SERVICING AT NO EXTRA COST[^]

Your new CX-5 includes 3 years or 100,000km (whichever occurs first) of Mazdacare Genuine Mazda Scheduled Servicing at no extra cost. Each service is carried out by a Mazda factory-trained Service Specialist using the latest in vehicle diagnostic equipment, to help maintain optimum driving performance and protect your investment.

5 YEAR/UNLIMITED KILOMETRE NEW VEHICLE WARRANTY[†]

The quality built into your new CX-5 is backed by a 5 year, unlimited kilometre manufacturer's warranty.

- 3 year/unlimited kilometre Comprehensive New Vehicle Warranty (Years 1 - 3).
- 2 year/unlimited kilometre Major Component and Safety System Warranty (Years 4 & 5).
- 5 year/unlimited kilometre Corrosion and Anti-Perforation Warranty.

5 YEAR/UNLIMITED KILOMETRE MAZDA ON CALL ROADSIDE ASSISTANCE

Included in your Mazdacare cover is the back-up and motoring support offered through Mazda **On Call**. Whether it's a flat battery, keys locked in vehicle, accident support or a flat tyre, we've got you covered, anywhere, day or night, any time of the year. Our support centres are ready to help with any advice you may need. Call 0800 800 626.

For more information on Mazdacare, go to mazda.co.nz/services/mazdacare

* Your Mazdacare support programme is effective from the date of first registration.

[^] Mazda New Zealand covers all routine service maintenance costs including parts, lubricants and labour for the duration of the programme when service is performed by an authorised Mazda Dealer.

[†] Visit mazda.co.nz/passenger-vehicle-warranty to see full disclosure of items covered by the 5 year/unlimited km New Passenger Vehicle Warranty.

3
YEAR | GENUINE
SCHEDULED
SERVICING

5
YEAR | UNLIMITED
KILOMETRE
WARRANTY

5
YEAR | MAZDA ON CALL
ROADSIDE
ASSISTANCE



Mazda NZ



Mazda NZ



Mazda_nz

Published March 2021 MZ4900635

For further information visit mazda.co.nz

All care is taken to ensure the accuracy of this brochure at the time of publication. Specifications, features and model availability may vary from Dealer to Dealer and may change without notice. Please refer to mazda.co.nz or consult your Mazda Dealer prior to placing an order to ascertain current information on model availability, specification, options, features and prices. Mazda Motors of New Zealand Limited will not be liable for any loss arising from the information in this brochure, whether in negligence or otherwise. Mazda Motors of New Zealand Limited, PO Box 132057, Sylvia Park, Auckland 1644.