

ALL-NEW  
**Mazda BT-50**  
zoom-zoom



mazda

# ALL-NEW MAZDA BT-50

## MORE IS MORE

From the ground up it's been built to do everything you expect, and a whole lot more. With a turbo-diesel engine the most potent in its class, capabilities others struggle to match and an interior that's more luxury SUV than ute. And it packs the latest clever tech and safety too. We're sure you'll notice the all-new BT-50. For more information see your Mazda dealer or go to [mazda.co.nz](http://mazda.co.nz)

### GLX

**Power, toughness and car-like comfort. With GLX's ability to take on just about anything, you'll find yourself doing much more.**

- 3.2 litre in-line 5 cylinder 20 valve DOHC intercooled turbo diesel
- Choice of 4x2 and 4x4 models
- Max. power: 147 kW @ 3,000 rpm
- Max. torque: 470 Nm @ 1,750 - 2,500 rpm
- 80 litre fuel tank capacity
- 6-speed manual transmission
- Fuel consumption (combined): from 8.4 litres per 100km<sup>1</sup>
- 16 inch steel wheels with 255/70 tyres
- Door handles (black)
- Front bumper (body coloured)
- Headlamps (halogen)
- Power windows and mirrors (black)
- Rear step bumper (black) - utilities only

- Air-conditioning
- Bluetooth® (hands-free compatible)
- Cruise control
- Floor covering: vinyl
- Seat trim: cloth
- Tilt-adjustable steering wheel
- Trip computer
- Wipers (front) 2-speed with variable intermittent function
- Audio system with: AM/FM tuner, single-disc CD player and 6 speakers (4 speakers on Single Cab models)
- Bluetooth® audio (MP3 player compatible)
- Steering wheel-mounted audio controls
- USB (iPod® compatible) and AUX inputs
- Airbags SRS: front (driver and passenger), side\* (front) and curtain (front and rear)
- \*Side airbags not available on Single Cabs
- Anti-lock Braking System (ABS)
- Child restraint anchor points (2) Double Cabs
- Dynamic Stability Control (DSC)

- Electronic Brake-force Distribution (EBD)
- Emergency Brake Assist (EBA)
- Engine immobiliser
- High mount stop lamp - utilities only
- Hill Descent Control (HDC) - 4x4 only
- Hill Launch Assist (HLA)
- Load Adaptive Control (LAC)
- Locking Rear Differential (LRD) - 4x4 only
- Remote central locking (2 transmitters with retractable key)
- Rollover Mitigation (ROM)
- Side impact door beams
- Traction Control System (TCS)
- Trailer Sway Control (TSC)
- Overall length: 5,373 mm (Double Cab)
- Overall width: 1,850 mm
- Overall height: from 1,821 mm (Double Cab)
- Payload from 1,181 kg (4x4 Double Cab manual)
- Towing capacity (braked): 3,350 kg



Single Cab Chassis



Single Cab Wellside



Freestyle Cab Chassis



Freestyle Cab Wellside



Double Cab Chassis (4x4 only)



Double Cab Wellside

### GSX

**All BT-50's rugged capability, with an extra level of comfort and technology. On the outside things are ramped up for added visual impact.**

GSX features additional to the GLX include:

- 17 inch alloy wheels with 265/65 tyres
- Door handles (chrome)
- Fog-lamps (front)
- Power mirrors (chrome)
- Rear step bumper (chrome)
- Side steps (aluminium finish)

- Ambient temperature gauge
- Floor covering: carpet
- Leather wrapped: gear shift knob and steering wheel
- Seats (driver's front bucket) with: height and lumbar adjustment (driver)
- Overall length: 5,365 mm
- Overall height: 1,821 mm
- Payload: from 1,104 kg (4x4 Double Cab automatic)



4x2 Double Cab



4x4 Double Cab

### LIMITED

**Hauling heavy loads, heading off-road or hitting the town. You can do it all in effortless luxury with the 4x4 Double Cab Limited.**

Limited features additional to the GSX include:

- Available exclusively in 4x4 Double Cab with 6-speed automatic
- Fuel consumption (combined): from 9.2 litres per 100km<sup>1</sup>
- Headlamps auto on/off function
- Rear-view mirror with auto dimming function
- Seat trim: leather<sup>2</sup>
- Wipers (front) 2-speed with rain-sensing function
- Dual-zone climate control airconditioning
- Side markers on external mirrors
- Payload: from 1,095 kg - 4x4 automatic



4x4 Double Cab Limited


### EXTERIOR COLOUR RANGE




Copper Red




Gunmetal Blue



Aurora Blue



Black




Cool White



Highlight Silver



Sparkling Gold



Titanium